

FRUIT TYPES RECOGNITION UTILIZING HYBRID-CLASSIFIER WITH PRINCIPAL COMPONENT ANALYSIS (PCA)

8
Sugeng Hendra Wijaya *)

*)Program Studi Teknik Informatika, Fakultas Teknik, Universitas Bakti Indonesia
Jalan Kampus Bumi Cempokosari No.40, Cluring - Banyuwangi 68482

Abstract - This study focused on fruit recognition using fruit images. The recognition of fruit in this study can be used to determine the variety of fruits that are available. Fruit image was trained into a variety of labels (fruit types), which were then categorized using data testing. A Gaussian filter is one of the procedures and strategies used in this research up until the classification stage to enhance the quality of fruit picture recognition. Additionally, the Gabor filter is employed throughout the feature extraction process, and PCA technology is used to select some of the best features during feature selection. Deep neural networks and the k-nearest neighbor (k-NN) approach will be used to classify the chosen feature. Furthermore, the outcomes of the methods used to achieve an accuracy of 95.01%.

Keywords – fruit recognition, deep neural network, k-nearest neighbor (k-NN), Gaussian filter, Gabor filter, principal component analysis.

Abstrak – Penelitian ini berfokus pada pengenalan buah menggunakan gambar buah. Pengenalan buah dalam penelitian ini dapat digunakan untuk menentukan varietas buah yang tersedia. Gambar buah dilatih menjadi berbagai label (jenis buah), yang kemudian dikategorikan menggunakan pengujian data. Filter Gaussian adalah salah satu prosedur dan strategi yang digunakan dalam penelitian ini hingga tahap klasifikasi untuk meningkatkan kualitas pengenalan gambar buah. Selain itu, filter Gabor digunakan selama proses ekstraksi fitur, dan teknologi PCA digunakan untuk memilih beberapa fitur terbaik selama pemilihan fitur. Jaringan saraf dalam dan pendekatan k-nearest neighbor (k-NN) akan digunakan untuk mengklasifikasikan fitur yang dipilih. Selanjutnya, hasil dari metode yang digunakan untuk mencapai akurasi 95,01%.

Kata kunci – pengenalan buah, deep neural network, k-nearest neighbor (k-NN), Gaussian filter, Gabor filter, principal component analysis.

I. INTRODUCTION

The acknowledgment of this kind of organic product

*) Corresponding author (Sugeng Hendra Wijaya)
Email: sugeng@ubibanyuwangi.ac.id

is frequently thought to be vital on the grounds that the item that is recognized is a human need throughout everyday life. As far as identifying the kind of natural product, the framework should have the option to precisely, perceive the sort. Numerous scholastics propose natural product acknowledgment procedures in light of profound figuring out how to resolve the issue of natural product recognition precision [1]. Organic product acknowledgment can assist with fruiting merchants in recognizing and isolating different organic product assortments that share a few qualities [2]. This is in accordance with the examination directed by Jun Lu; Nong Sang[3] utilizing robot media to recognize citrus organic products. Just like with organic product recognition, involving a RGB camera as an identifier of decision (for its common sense and simplicity of execution) includes distinguishing organic product qualities like tone, shape, and texture[4]. Natural product discovery is many times done by a few scientists with the expectation to work with in perceiving the group or kind of organic product, without thinking ahead of time in the event that the individual doesn't have a lot of information about the sort of organic product. In light of irregularity and mistake, a significant level of the bug recognizable proof cycle is as yet done physically, which adds time and costs [5]. Research on the presentation of items is generally finished in the field of medication, to identify the kind of a human sickness. On a basic level, natural product is a decent nourishment for human development. Subsequently, the acknowledgment of organic product type in this examination is fundamental for scientists as a commitment to the depository of science, and to help most men in the acknowledgment of organic product types.

The use of image processing technologies has become widespread in many spheres of life. Barcodes on products at supermarkets are read using image processing technology, which is employed in the world of business. In the sphere of medicine, image processing is also used for NMR (Nuclear Magnetic Resonance), robotic fruit recognition [3], and ultrasound image reconstruction.

Digital images can be divided into two categories: silent images, which are static images, and moving images, which are static images displayed in a

succession and appear to the eyes to be moving. A frame is the name given to each image in the circuit.

The line file and section record of the lattice address the place of a point in the computerized picture, and the cost of the grid component addresses the shade of the picture by then. A discrete (not ceaseless) computerized picture can be portrayed as a lattice. The computerized picture can on the other hand be depicted as a two-layered capability, $f(x, y)$, as per Ryszard S. Choras [5], where x or y are coordinate directions and f is the sufficiency at position (x, y) , which is at times alluded to as power or grayscale.

Allude to an exploration done by M. Omid et al [6] expressed that the computerized picture is a picture communicated in an advanced informational collection and can be handled by a PC. The procurement of computerized symbolism is completed utilizing different advanced gadgets. For instance, a cloud picture is gotten through a computerized camera as expressed by D.M. Bulanon et al [7], the picture of a paper article is gotten through a scanner, and the picture of a mark is gotten through a light pen, the cells got through a magnifying lens.

In this study, the exploration extent of an acknowledgment is explicitly for natural products. It is in-accordance with the examination of Hulin Kuang et al [8]. The reason for natural product acknowledgment is to give intensive data about the organic product as well as to give thought and prescribed organic product to individuals.

A. Analog Image Conversion

The computerized picture is a two-layered exhibit or a lattice which components express the dark level of the picture component. In AI methods as well as in applications like element extraction, object acknowledgment, and item classification, pictures assume a huge part [9]. In this way, the data contained is discrete, yet the computerized picture isn't generally an immediate consequence of the recording information of a framework. Some of the time the information accounts are persistent like the pictures on TV screens, photographs, beams, etc. In this manner to get an advanced picture required a change cycle, with the goal that the picture can then be handled by a PC [6]. To change over a constant picture into a computerized picture is required the most common way of making the level and vertical bearing hints so the picture got as a two-layered cluster. The cycle is known as the method involved with digitizing or inspecting. In these components, the cluster is known as an image or pixel component. The division of a picture into pixels by the size of this point will decide the spatial goal acquired, and that implies the more modest the pixel size the smoother the picture got in light of the fact that the data lost by dim level bunching on the cross section network making cycle will be more modest.

The further required process in the previously mentioned change is the quantization cycle. In this cycle, the dim level of every pixel is communicated by a

number cost. The number cost limit or the size of the dark level region used to indicate the pixel dim level, which will decide the brilliance goal of the got picture. On the off chance that three piece is utilized to store the whole number value, it will be gotten upwards of eight degrees of dim. The more noteworthy the quantity of dim levels utilized the better the picture will be gotten on the grounds that the coherence of the dark level will be higher that will have a way to deal with the first picture.

In this examination, we use picture sifting strategy for example Gaussian filter as method for preprocessing stage, and Gabor separating as the method for include extraction stage. Then for the element determination strategy, we use principal component analysis (PCA). From the course of component choice, the lattice will be created and afterward utilized as contribution to the order cycle, utilizing deep learning and k-nearest neighbor (k-NN) calculations. Subsequently, in this exploration, we utilize the picture as information, and the consequence of the arrangement cycle, coming about precision that will decide the sort of organic product to the dataset that we use.

As per an exploration directed by R.M. Alonso-Salces et al [10], who analyzes the acknowledgment of species in light of the development of the natural product. As in the sort of organic product is arranged by deciding the ready and crude natural product. In their exploration [10] a multivariate methodology is utilized, which can oblige a portion of the elements introduced in the picture dataset. The technique utilized was multilayer feed-forward artificial neural network (MLF-ANN), as a strategy for the grouping system. The outcomes got in the review they got with a proportion between 97 to close to 100% are classified on the last mark is "developed" and "crude".

Natural product type discovery is likewise examined by J. Blasco et al [11] who expressed about the significance of early recognition of organic product parts like spoiling, withering and others, to not infectious on different natural products. The information utilized in their exploration [11], depends on multispectral information. While the elements accessible as a determinant part for the characterization interaction depends on morphological highlights. That component is utilized to explain the picture at the hour of acknowledgment or location of natural product thickness.

The way to deal with or acknowledgment of natural product types relies generally upon the visual qualities of leafy foods strategies utilized in distinctive natural product types from different articles utilizing picture handling procedures; in any case, the utilization of this strategy can be impacted by ecological impacts like complex foundations, variable light, covering, and impediment with different plants, making it hard to perceive natural product accurately [12].

Organic product development identification is additionally finished by Jyoti Jhavar [13], with strategies used to order organic product development is Edited Multi-Seed Nearest Neighbor (EMSNN) strategy

and Linear Regression. A framework fabricated utilizing direct relapse strategy can perceive the development of the organic product with an exactness of 90 to 98% and can bunch the natural product that has not been known marked previously. The fabricated framework, dealing with the acknowledgment of the variety and surface of conspicuous organic product for acknowledgment order and unnoticed organic product for bunching. Another review that performed tomato development discovery was performed by Peng Wan et al [14] by using PC vision as a medium to identify the development of tomatoes. It is connected with mechanized gathering utilizing machine vision [7]. The investigation of the machine vision execution [14] was acted in a lab or in one more word alluded to as in vivo research. The item contemplated was the tomato and identification framework zeroed in on the shade of the tomato natural product. At the degree of ID of tomato development, additionally utilized back-propagation neural network (BPNN) strategy.

II. RESEARCH METHODS

To get most extreme outcomes in perceiving the sort of natural product, then a framework that we proposed in this study portrayed as pictures as displayed in Figure 1 There are two cycles in our examination. The main stage is to make the info that shapes the picture into a network. The utilization of pictures has an objective: to get a classifier that can distinguish a lot more extensive assortment of organic product [15]. The change interaction from picture to network utilizes Gaussian filter and Gabor filter. As per Mohammad Haghighat et al [16] expressed that this Gabor method is concerning its invariance of scale, revolution, interpretation of the tried picture. Mohammad Haghighat et al [16] likewise expressed that this strategy can diminish how much clamor during the time spent arrangement or different conclusions of the picture handling, as well as now and again problematic with photometric. Then, at that point, the aftereffect of the channel is utilized to then be chosen utilizing one of the many elements of the determination strategy, yet the method that we utilized in this exploration is principal component analysis (PCA). From the course of this component choice, which then creates a grid molded picture portrayal. From the subsequent lattice, then the following system is to enter the grid of the picture into the course of order, which utilizes deep learning and k-nearest neighbor (k-NN) calculations. In this arrangement cycle, the lattice picture as an info is characterized by their particular district. This arrangement interaction is done over and over because of the network order strategy is utilizing deep learning that is applied to picture handling. In this exploration, to decide the kind of organic product, we arranged the organic products utilized in the preparation dataset, by compartmentally in light of the area present on the organic product.

In this exploration, a dataset contained with various 200 sixty (260) public crude datasets of organic product

pictures that had not been preprocessed, separated and chose the highlights, and all were downloaded from <https://www.kaggle.com/moltean/fruits/data>. The natural product dataset in this study comprised of 2,000 600 (2.600) information, which is shaped as picture pixels accessible for the preparation cycle. Those accessible information is utilized for the approval interaction, spread north of 26 (26) names. This dataset is downsized so it doesn't require a long investment in registering with a 10x10-pixel size.

Table 1. Here are the twenty-six (26) of the dataset label which is shown below.

Dataset Label	
apple red 1,	Plum,
apple red 2,	Pomegranate,
apple red 3,	Strawberry
apricot,	Granny Smith (Apple),
avocado,	Grape,
brae burn (apple)	Grapefruit,
cherry	
Apple Golden 1,	Kiwi,
Apple Golden 2,	Lemon,
Apple Golden 3.,	Nectarine,
Peach,	Orange,
Peach flat,	Papaya,
Pear,	

In this examination, we directed tests utilizing a PC (PC) with the accompanying details: Processor: Intel (R) Center (TM) i3-2370M, central processor 2.40 GHz. Slam utilized: 3.00 GB (2.44 GB usable). Framework type: 64-bit Working Framework. For the VGA introduced: NVIDIA GeForce 610M. The working framework running on this PC is Windows seven (7). With these PC determinations utilized, the calculation time for order stage to play out the examination goes from twelve (12) seconds. For the principal interaction that is input picture to the preprocessing, then highlight extraction process, we utilize C # application. Up to the element determination stage, for example principal component analysis (PCA), we utilized a Fast digger Studio application device. This is finished to get the result of these cycles into the grid. Then, at that point, it continues to the characterization stage, to obtain the normal consequences of grouping, deep learning, and k-nearest neighbor (k-NN) calculations are carried out.

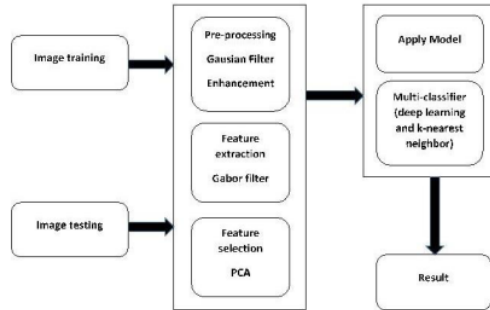


Figure 1. The framework of proposed system

To perceive the sort of organic product, it takes a few procedures and techniques that can be viewed as a grasp to accomplish the normal outcomes. A portion of the strategies and techniques we use in this study are as framed underneath.

A. Pre-Processing Phase

To eliminate noise in the process before classification, the Gaussian filter is used, which works to improve the image for better. Refer to the research of Ryszard S. Choras [17] stated that filtering is included into preprocessing phase and the output of this preprocessing phase is formed as the image region and object. This is needed for the next process.

B. Feature Extraction Phase

Feature extraction is used to know the pattern of the image, which will be taken from the characteristics of each image into several features. A feature that has been formed will be used for the classification process of testing and training data. For this research, we implement the Gabor filtering calculation process.

C. Feature Selection Phase

Feature selection, in accordance with the research of Ryszard S. Choras [17], is used to determine the characteristics of patterns and reduce the features that are not significant for classification phase and that greatly affect the classification process. This feature selection aims to accelerate the process of classification and obtain high accuracy. In this research, we use one of the techniques in image extraction, namely principal component analysis (PCA). In terms of image segmentation, it is important to do so that in the process, the desired accuracy value can be achieved.

D. Classification Phase

Classification is utilized for the acknowledgment cycle of the natural product picture. Classification strategy utilized in this examination is the deep neural network and k-nearest neighbor (k-NN) calculations. In this exploration, we additionally extricated the information utilizing Gabor filter feature extraction and principal component analysis (PCA) highlight choice. From the highlights entered, and afterward conveyed a forward spread calculation by contributing every one of

the elements. In stages, from the input layer continue to the hidden layer until the output layer. From the subsequent worth in inside hidden layer, we play out the estimation utilizing the error function to gauge the blunder rate that happens during the cycle between the inputted highlight through each layer being aggregated and afterward to the output layer created. From the utilization of the error function, then, at that point, from the consequence of blunder got we apply in backward propagation calculation to accomplish the base blunder until found assembly of component esteem. While these outcomes additionally determined utilizing k-nearest neighbor (k-NN) calculation.

As well as deep neural network with the concept, in general with a combination of several hidden layers, then some processes such as the use of back propagation algorithm, in this case, the weighting process is done to give a load on each weight of each neuron in each layer. By applying the weight, the epoch will get the desired value form updated weight. Deep neural network has a better ability to detect an object compared to previous methods [18].

In this examination, we likewise utilize hyperbolic tangent activation function (TanH) which is executed to our secret layer which as per Duc-Hong Pham; Anh-Cuong Le [19], can work on the model worked to collaborate with the dataset utilized for example chiefly reports or text. Likewise, for the initiation capability that is carried out to the output layer, we use softmax activation function. It tends to be contended that the utilization of this initiation capability can work with models worked to successfully order information, as well as subsidiary with giving a more remarkable slope than the sigmoid activation function.

$$FTanH(t) = \frac{eq^t - eq^{-t}}{eq^t + eq^{-t}} \quad (1)$$

For the plan we use on the utilization of deep learning and k-nearest neighbor (k-NN) for the arrangement of the organic product acknowledgment, we use upwards of eight (8) aspects of classes highlight picture inputs as elements, which is the outcomes from include determination process utilizing principal component analysis (PCA) strategy. From these highlights, then the following system is into the secret layer that we utilize three (3) hidden layers, for every one of which added up to 50 neurons. From that cycle, the age interaction happens, which ends at the output layer. In this examination, we utilize 26 (26) last mark, which contained sorts of organic products.

III. RESULTS AND DISCUSSIONS

In this exploration, we convert from picture to lattice, which then, at that point, makes it as contribution for the classification cycle. Thusly, to quantify the viability, everything being equal, to the normal outcome, we utilized an estimation of results, which, as per Abinash Tripathy et al [20], in their exploration expressed that this is generally applied to

the course of classification text. However, truth be told, in this exploration, our outcome is as text with the precision got; the information is as a picture. During the time spent deciding the aftereffects of all cycles from preprocessing of the dataset utilized, to the characterization interaction utilizing the deep neural network and k-nearest neighbor (k-NN) calculations.




Figure 2. Original image to be processed for image processing




Figure 3. Image Improvement results using Gaussian filters




Figure 4. The result of the Gabor filter process that will be extracted

¹ The aftereffect of our execution of a few cycles including preprocessing, feature extraction, feature determination, and classification strategy use until expectation show that the precision is accomplishing 95.01%. Through involving the Gaussian filter as the component extraction, Gabor filter as the element choice method and Deep Neural Network and k-Nearest

Neighbor (k-NN) as the half and half classifier acquired to perceive the natural product types in light of our dataset accessible. To stretch out the comprehension to the consequence of the conversation, gave the outcome in diagrams and tables upsides of kappa, and root mean squared error (RMSE), mean squared error (MSE) and the precision as a table.

Table 2. Result of classification

	Value%			
	Accuracy	Kappa	RMSE	MSE
DNN and k-NN	95,01	0,948	0,223	0,626479

Table 2 shows an exactness worth of 95,01, kappa worth of 0,948, RMSE worth of 0,223, and MSE worth of 0,626479 recovered from characterization stage utilizing Deep Neural Network (DNN) and k-nearest neighbor (k-NN) classifiers and acquired by the Gaussian filter for preprocessing method, Gabor filter as the element extraction method and principal component analysis (PCA) as the component determination method.

IV. CONCLUSION

From the research we conducted with some of the processes and the methods used, it can be concluded that the implementation of deep learning and k-nearest neighbor (k-NN) classification methods can reduce the excessive errors in fruit recognition process. With root mean squared error (RMSE) value of 0.223, mean squared error (MSE) achieved 0.62647986 and some filtering technics can give better image result.

For further research is expected to apply the incorporation of several methods of classification as well as the incorporation of several feature selection techniques such as Chi-square test and others.

Reference

- [1] W. Zhang *et al.*, "Deep-learning-based in-field citrus fruit detection and tracking," *Hortic. Res.*, vol. 9, no. March 2021, 2022, doi: 10.1093/hr/uhac003.
- [2] D. N. V. S. L. S. Indira, J. Goddu, B. Indrāja, V. M. L. Challa, and B. Manasa, "A review on fruit recognition and feature evaluation using CNN," *Mater. Today Proc.*, no. xxx, pp. 1–6, 2021, doi: 10.1016/j.matpr.2021.07.267.
- [3] J. Lu and N. Sang, "Detecting citrus fruits and occlusion recovery under natural illumination conditions," *Comput. Electron. Agric.*, vol. 110, pp. 121–130, 2015, doi: 10.1016/j.compag.2014.10.016.
- [4] A. Koirala, K. B. Walsh, Z. Wang, and C. McCarthy, "Deep learning – Method overview and review of use for fruit detection and yield estimation," *Comput. Electron. Agric.*, vol. 162, no. January, pp. 219–234, 2019, doi: 10.1016/j.compag.2019.04.017.
- [5] W. Widyawati and R. Febriani, "Real-time detection of fruit ripeness using the YOLOv4 algorithm," *Tek. J. Sains dan Teknol.*, vol. 17, no. 2, p. 205, 2021, doi:



10.36055/tjst.v17i2.12254.

- [6] M. Omid, M. Khojastehnazhand, and A. Tabatabaefar, "Estimating volume and mass of citrus fruits by image processing technique," *J. Food Eng.*, vol. 100, no. 2, pp. 315–321, 2010, doi: 10.1016/j.jfoodeng.2010.04.015.
- [7] D. M. Bulanon, T. F. Burks, and V. Alchanatis, "Study on temporal variation in citrus canopy using thermal imaging for citrus fruit detection," *Biosyst. Eng.*, vol. 101, no. 2, pp. 161–171, 2008, doi: 10.1016/j.biosystemseng.2008.08.002.
- [8] H. Kuang, C. Liu, L. L. H. Chan, and H. Yan, "Multi-class fruit detection based on image region selection and improved object proposals," *Neurocomputing*, vol. 283, pp. 241–255, 2018, doi: 10.1016/j.neucom.2017.12.057.
- [9] A. D. M. Africa, "Ripe Fruit Detection and Classification using Machine Learning," *Int. J. Emerg. Trends Eng. Res.*, vol. 8, no. 5, pp. 1845–1849, 2020, doi: 10.30534/ijeter/2020/60852020.
- [10] R. M. Alonso-Salces, C. Herrero, A. Barranco, L. A. Berrueta, B. Gallo, and F. Vicente, "Classification of apple fruits according to their maturity state by the pattern recognition analysis of their polyphenolic compositions," *Food Chem.*, vol. 93, no. 1, pp. 113–123, 2005, doi: 10.1016/j.foodchem.2004.10.013.
- [11] J. Blasco, N. Aleixos, J. Gómez-Sanchís, and E. Moltó, "Recognition and classification of external skin damage in citrus fruits using multispectral data and morphological features," *Biosyst. Eng.*, vol. 103, no. 2, pp. 137–145, 2009, doi: 10.1016/j.biosystemseng.2009.03.009.
- [12] S. I. Saedi and H. Khosravi, "A deep neural network approach towards real-time on-branch fruit recognition for precision horticulture," *Expert Syst. Appl.*, vol. 159, p. 113594, 2020, doi: 10.1016/j.eswa.2020.113594.
- [13] J. Jhawar, "Orange Sorting by Applying Pattern Recognition on Colour Image," *Phys. Procedia*, vol. 78, no. December 2015, pp. 691–697, 2016, doi: 10.1016/j.procs.2016.02.118.
- [14] P. Wan, A. Toudeshki, H. Tan, and R. Ehsani, "A methodology for fresh tomato maturity detection using computer vision," *Comput. Electron. Agric.*, vol. 146, no. January, pp. 43–50, 2018, doi: 10.1016/j.compag.2018.01.011.
- [15] H. Mureşan and M. Oltean, "Fruit recognition from images using deep learning," *Acta Univ. Sapientiae, Inform.*, vol. 10, no. 1, pp. 26–42, 2018, doi: 10.2478/ausi-2018-0002.
- [16] M. Haghighat, S. Zonouz, and M. Abdel-Mottaleb, "CloudID: Trustworthy cloud-based and cross-enterprise biometric identification," *Expert Syst. Appl.*, vol. 42, no. 21, pp. 7905–7916, 2015, doi: 10.1016/j.eswa.2015.06.025.
- [17] R. S. Choras, "Image Feature Extraction Techniques and Their Applications for CBIR and Biometrics Systems," *Int. J. Biol. Biomed. Eng.*, vol. 1, no. 1, pp. 6–15, 2007.
- [18] T. Li *et al.*, "An improved binocular localization method for apple based on fruit detection using deep learning," *Inf. Process. Agric.*, no. xxxx, 2021, doi: 10.1016/j.inpa.2021.12.003.
- [19] D. H. Pham and A. C. Le, "Learning multiple layers of knowledge representation for aspect based sentiment analysis," *Data Knowl. Eng.*, vol. 114, no. June, pp. 26–39, 2018, doi: 10.1016/j.datak.2017.06.001.
- [20] A. Tripathy, A. Agrawal, and S. K. Rath, "Classification of Sentimental Reviews Using Machine Learning Techniques," *Procedia Comput. Sci.*, vol. 57, pp. 821–829, 2015, doi: 10.1016/j.procs.2015.07.523.

TINSIKA 2

ORIGINALITY REPORT

15%

SIMILARITY INDEX

15%

INTERNET SOURCES

4%

PUBLICATIONS

3%

STUDENT PAPERS

PRIMARY SOURCES

1	proceedings.unimal.ac.id Internet Source	10%
2	jultika.oulu.fi Internet Source	2%
3	portal.issn.org Internet Source	1%
4	ejournal.ubibanyuwangi.ac.id Internet Source	1%
5	www.researchgate.net Internet Source	<1%
6	ieeexplore.ieee.org Internet Source	<1%
7	Mutasem K. Alsmadi. "Query-sensitive similarity measure for content-based image retrieval using meta-heuristic algorithm", Journal of King Saud University - Computer and Information Sciences, 2017 Publication	<1%
8	jtika.if.unram.ac.id Internet Source	

<1 %

Exclude quotes On

Exclude matches Off

Exclude bibliography On